

DEBT AND DEBT MARKETS

A Quarterly Bulletin of the Ministry of Finance

Issue No. 59, Quarter IV 2021



REPUBLIC OF LEBANON
MINISTRY OF FINANCE

HIGHLIGHTS	1
KEY COST AND RISK INDICATORS	1
SOVEREIGN RATINGS	1
INTEREST RATES & COST	2
OVERALL DEBT DATA	3
AMORTIZATION PROFILE	4
DOMESTIC CURRENCY DEBT DATA	5
FOREIGN CURRENCY DEBT DATA	7

HIGHLIGHTS

- At end of 2021, gross public debt stood at LL 151,309 billion (US\$ 100.4 billion), a 5.0 percent increase compared to end-2020.
- Net public debt registered LL 132,071 billion (US\$ 87.6 billion) at end of 2021, an increase of 2.4 percent compared to end-2020.
- Domestic currency debt reached LL 93,247 billion at end of 2021, an increase of 3.9 percent compared to end-2020.
- Foreign currency debt totaled LL 58,062 billion (US\$ 38.5 billion) at end of 2021 a 6.8 percent increase from end-2020 level. This figure includes the LL 14,240 billion (US\$ 9.4 billion) of unpaid Eurobonds, coupons and interest accrued as end of 2021.

KEY COST AND RISK INDICATORS

As end of 2021	Debt Data			Debt Portfolio Indicators		
	Total LBP billions	Total USD billions	% Change end 2020 - Dec 2021	Currency Risk	ATM of bills and bonds	Weighted Avg Interest Rate
Gross Government Debt	151,309	100.4	5.0%			
<i>DX</i>	93,247	61.9	3.9%	61.63%	4.12 yr	6.59%
<i>FX*</i>	58,062	38.5	6.8%	38.37%	7.46 yr	7.07%
<i>of which Eurobonds**</i>	40,283	26.7	-7.3%		7.24 yr	7.43%
<i>of which Loans</i>	3,005	2.0	-4.4%		9.02 yr	2.32%
Net Government Debt	132,071	87.6	2.4%			

* Including Eurobonds in arrears and accrued interest

** Excluding Eurobonds in arrears and accrued interest

SOVEREIGN RATINGS

Lebanon Sovereign Debt Rating (as of September 14, 2022)

Agency	FX Long – term tenor rating	FX Short – term tenor rating	Outlook
Fitch Ratings*	RD	C	n/a
Moody's Investor Services Ltd **	C	-	n/a
Standard and Poor's ***	SD	SD	n/a

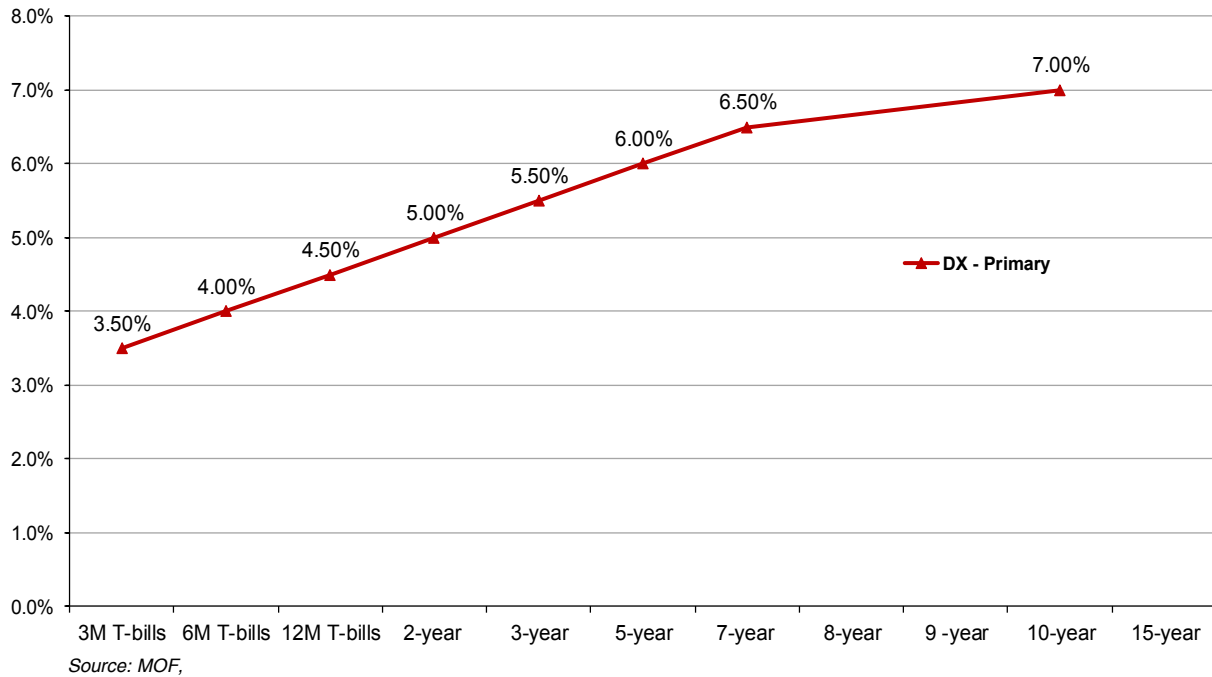
* On 12 August 2022, Fitch Ratings Investors Services affirmed its long- and short-term foreign currency rating at RD/C. Local currency rating affirmed at 'CC/C'

** On 27 July 2020, Moody's Investors Services downgraded Lebanon's FX bond rating to C from Ca.

*** On 17 August 2022, Standard and Poor's affirmed its long- and short-term foreign currency sovereign credit ratings on Lebanon at 'SD/SD'. Local currency rating affirmed at 'CC/C' with negative outlook.

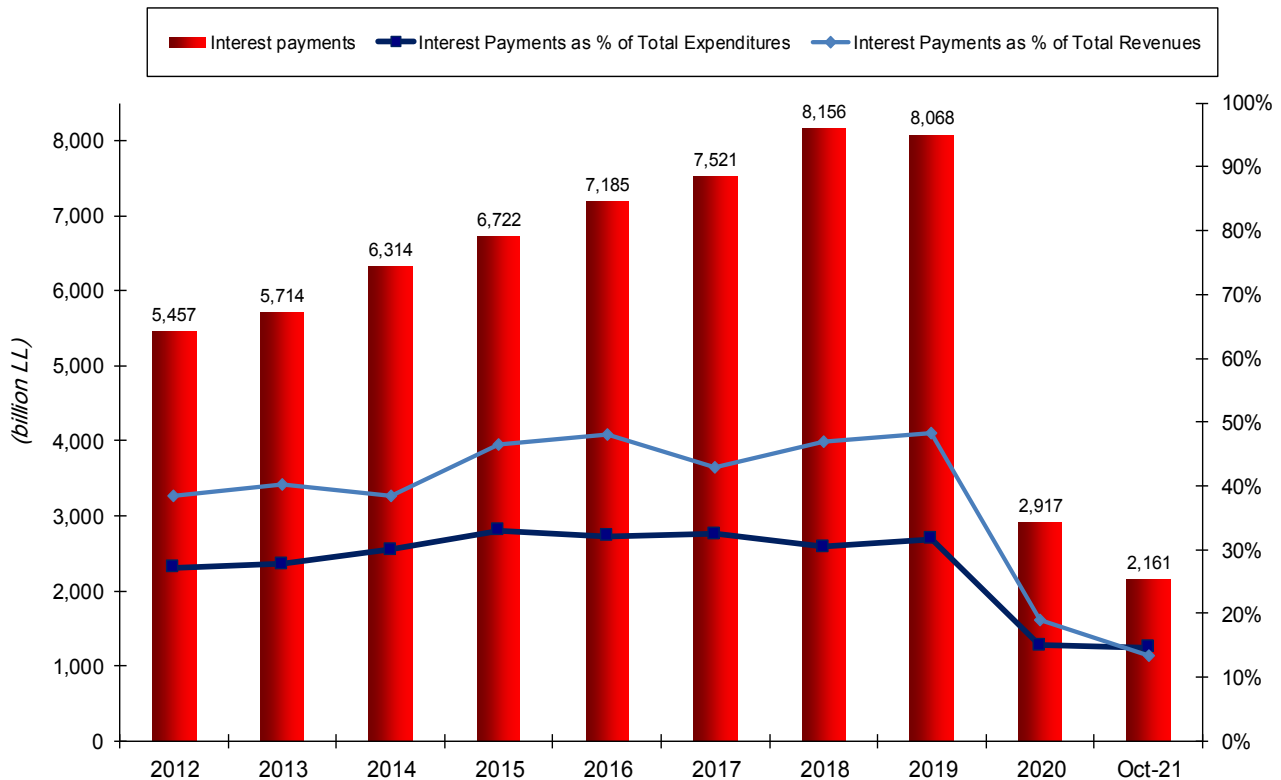
DX INTEREST RATES & COST

Government DX T-Bills and T-Bonds Yield Curve
as at 14 September 2022



At end of 2021, primary market rates on DX Treasury bills and bonds issued remained unchanged compared to end of September 2021 levels. No Eurobonds issuance in 2021.

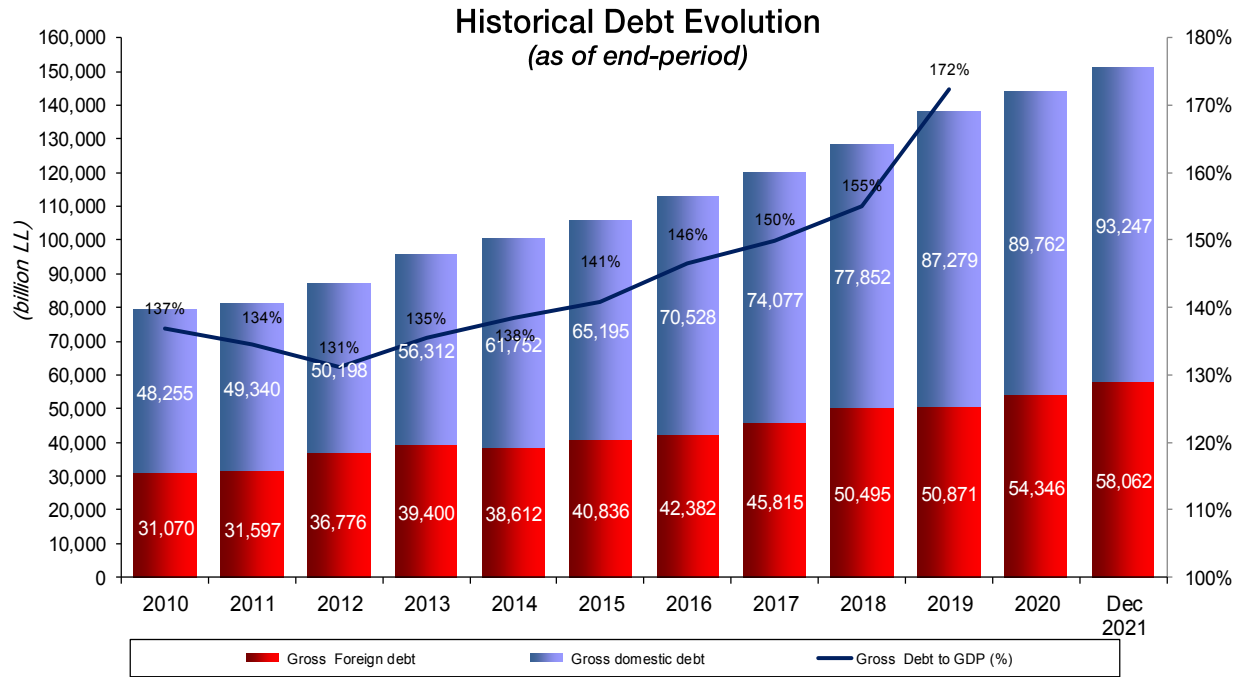
Interest Payments As end of Period



Interest Payments represent interest paid on DX T-bills and T-bonds Holders plus interest paid on FX Loans and on Eurobonds up to end 2021. No coupon payments on DX T-bonds held by BDL was made during 2020 and 2021.

Source: MOF

OVERALL DEBT DATA



Source: MOF, BDL

Notes:

1- Debt data may be subject to slight modification due to the revision of the Debt Management and Financial Analysis System (DMFAS).

2- GDP 2008-2019: Lebanese National Accounts - CAS revised estimates published in March 2022.

Public Debt Table ⁽¹⁾ (as of end-period)

Public Debt (in LL billion)	Dec-14	Dec-15	Dec-16	Dec-17	Dec-18	Dec-19	Dec-20	Dec-21	Change Dec 20 - Dec 21	% Change Dec 20 - Dec 21
Gross Public Debt (A + B)⁽¹⁾	100,364	106,031	112,910	119,892	128,347	138,150	144,108	151,309	7,201	5%
A. Local currency debt	61,752	65,195	70,528	74,077	77,852	87,279	89,762	93,247	3,485	4%
1. Central Bank	19,454	23,907	30,150	35,580	39,006	50,717	55,079	58,002	2,923	5%
2. Commercial Banks (including REPOs)	31,869	30,279	29,581	27,756	27,402	25,316	23,157	21,200	(1,957)	-8%
3. Other local debt (T-bills)	10,429	11,009	10,797	10,741	11,444	11,246	11,526	14,045	2,519	22%
o/w Public entities	7,701	8,461	8,718	8,941	9,956	9,968	10,393	13,021	2,628	25%
o/w Contractor bonds	180	180	139	166	166	120	120	120	-	0%
*Accrued interest included in debt	1,029	997	1,098	1,159	1,123	1,294	1,338	1,401	63	5%
B. Foreign currency debt⁽²⁾	38,612	40,836	42,382	45,815	50,495	50,871	54,346	58,062	3,716	7%
4. Eurobonds	34,850	37,561	39,240	42,339	47,225	47,776	51,204	55,057	3,853	8%
Of which, Paris II at preferential rates	1,615	1,099	583	68	-	-	-	-	-	#DIV/0!
Of which, Paris III at preferential rates	226	181	136	-	-	-	-	-	-	#DIV/0!
4.1 Market-issued Eurobonds ⁽³⁾	32,584	35,846	38,063	41,791	46,678	47,206	43,437	40,283	(3,154)	-7%
4.2 Accrued Interest on Eurobonds	425	435	458	480	547	570	587	534	(53)	-9%
4.3 Arrears, of which	-	-	-	-	-	-	7,180	14,240	7,060	98%
Arrears in Principal ⁽³⁾	-	-	-	-	-	-	3,769	6,923	3,154	84%
Arrears in Coupons ⁽³⁾	-	-	-	-	-	-	3,142	6,265	3,123	99%
Accrued interest in Arrears ⁽³⁾	-	-	-	-	-	-	269	1,052	783	291%
5. Loans	3,648	3,207	3,079	3,443	3,264	3,092	3,142	3,005	(137)	-4%
5.1 Paris II loans	128	83	48	18	-	-	-	-	-	#DIV/0!
5.2 Paris III loans ⁽⁴⁾	760	629	525	452	344	242	151	46	(105)	-70%
5.3 Bilateral loans (non-Paris II and III)	1,200	1,054	953	935	822	746	751	705	(47)	-6%
5.4 Multilateral loans (non-Paris II and III)	1,506	1,417	1,494	1,954	2,015	2,036	2,180	2,207	27	1%
5.5 Foreign Private Sector Loans	54	24	59	84	83	68	59	47	(12)	-20%
6. Other debt	114	68	63	33	6	3	-	-	-	#DIV/0!
6.1 Special Tbls in Foreign currency ⁽⁵⁾	114	68	63	33	6	3	-	-	-	#DIV/0!
Public sector deposits	14,246	13,555	14,586	15,659	14,186	15,677	15,133	19,238	4,105	27%
Net debt	86,118	92,476	98,324	104,233	114,161	122,473	128,975	132,071	3,096	2%
Gross Market debt⁽⁶⁾	67,774	69,200	70,303	71,944	76,204	74,441	75,553	77,328	1,775	2%
% of total debt	67.5%	65.3%	62.3%	60.0%	59.4%	53.9%	52.4%	51.1%	-1.3%	-3%

Source: MOF, BDL

Notes:

⁽¹⁾ Due to revisions in the Debt Management and Financial Analysis System (DMFAS):

1- Debt data for December 2012 to December 2018 may be subject to slight modification.

⁽²⁾ Market-issued Eurobonds exclude Eurobonds in arrears that are reported in a separate line (see 4.3).

⁽³⁾ Arrears represent the Unpaid Eurobond Principals, Coupons and their accrued interests calculated based on each Eurobond initial rate.

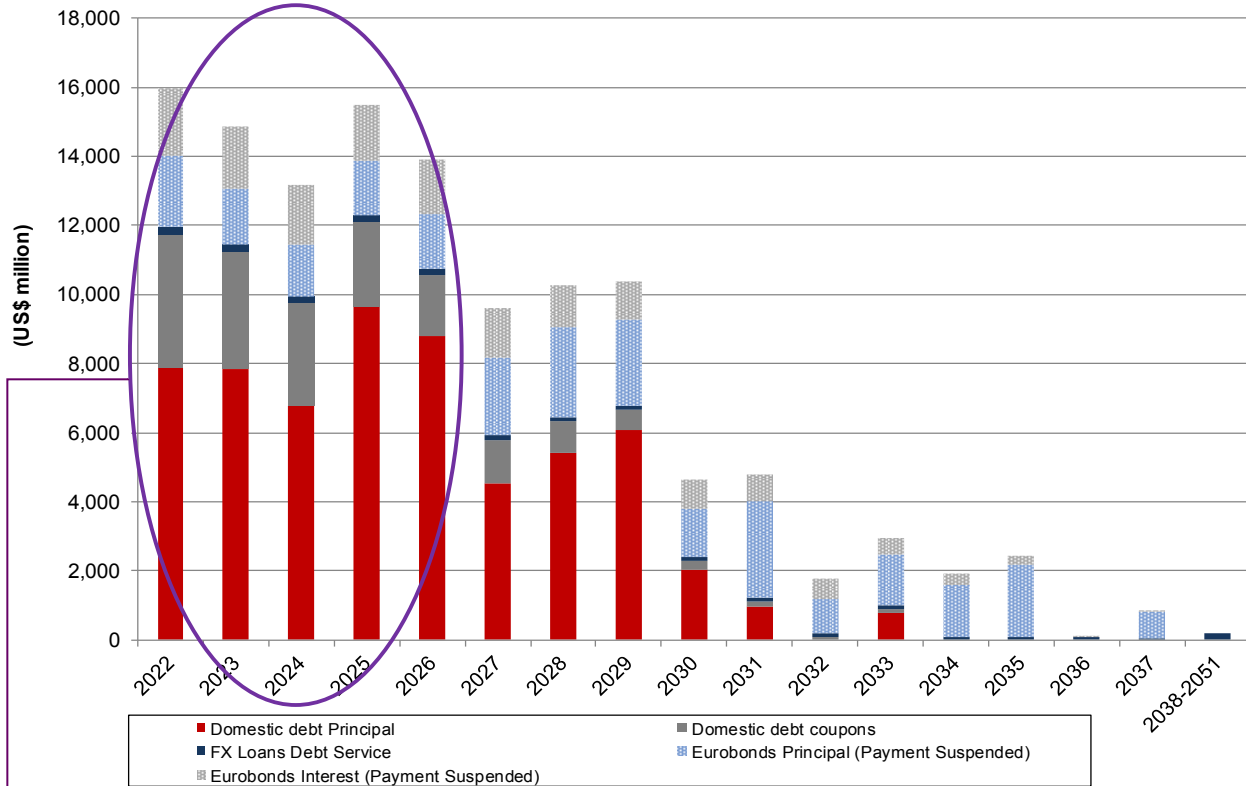
⁽⁴⁾ IBRD loan, UAE loan and French loan of which the first tranche was received in February 2008 and the second tranche in September 2012

⁽⁵⁾ Special Tbls in Foreign currency (expropriation and contractor bonds).

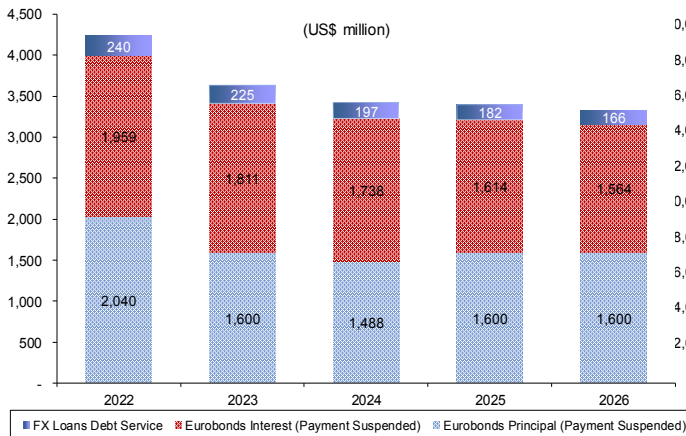
⁽⁶⁾ Gross market debt equals gross debt less the portfolios of the BDL, Public Entities, bilateral and multilateral loans, Paris II and Paris III related debt.

AMORTIZATION PROFILE

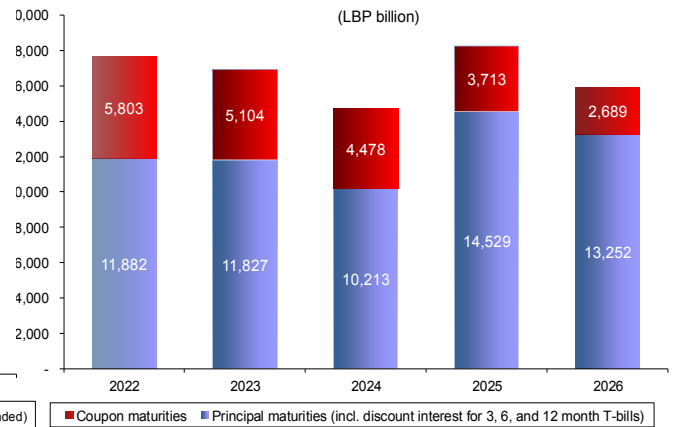
Aggregate Debt Amortization (as of end-2021)



Foreign Currency Debt (Eurobonds -Loans)



Domestic T-bills and T-Bonds

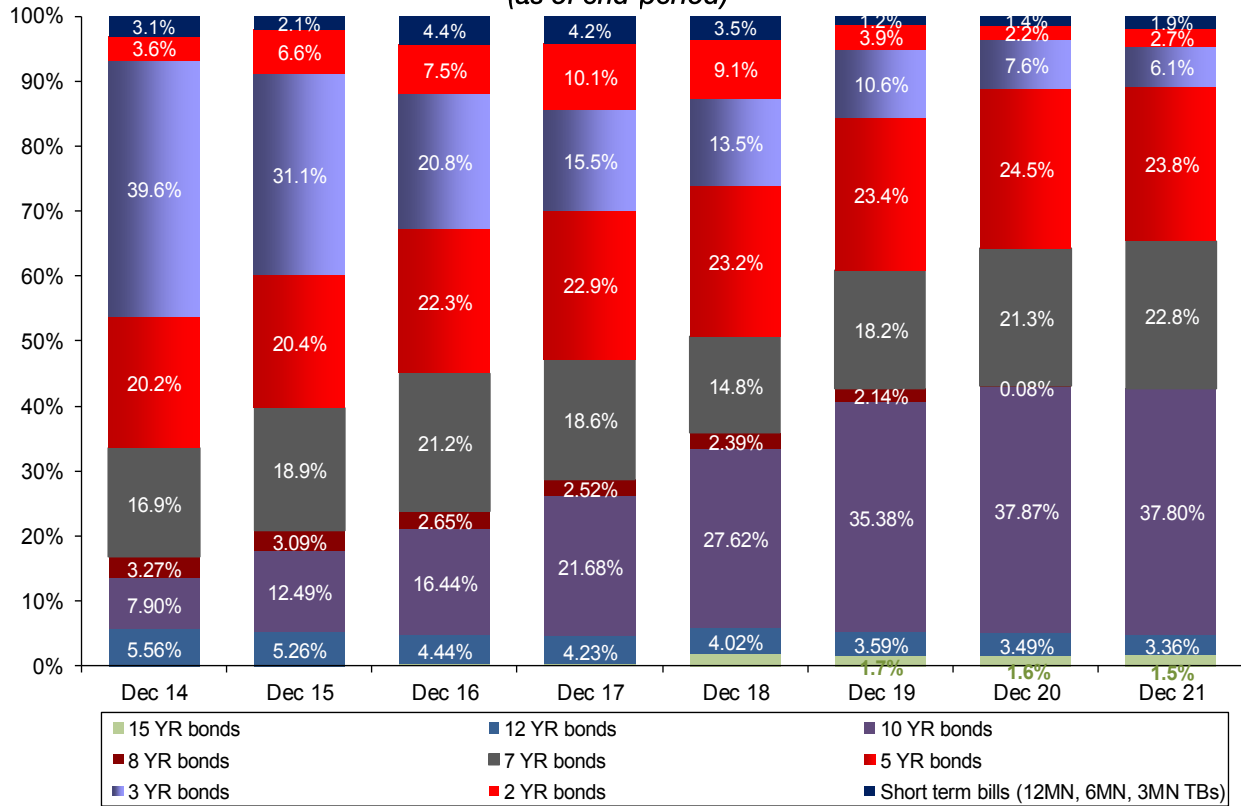


Source: MOF, BDL

Note : The data used for the amortization schedule is based on outstanding and not on committed amounts.

DOMESTIC CURRENCY DEBT DATA

Outstanding Domestic T-bills and Bonds by Tenor (as of end-period)



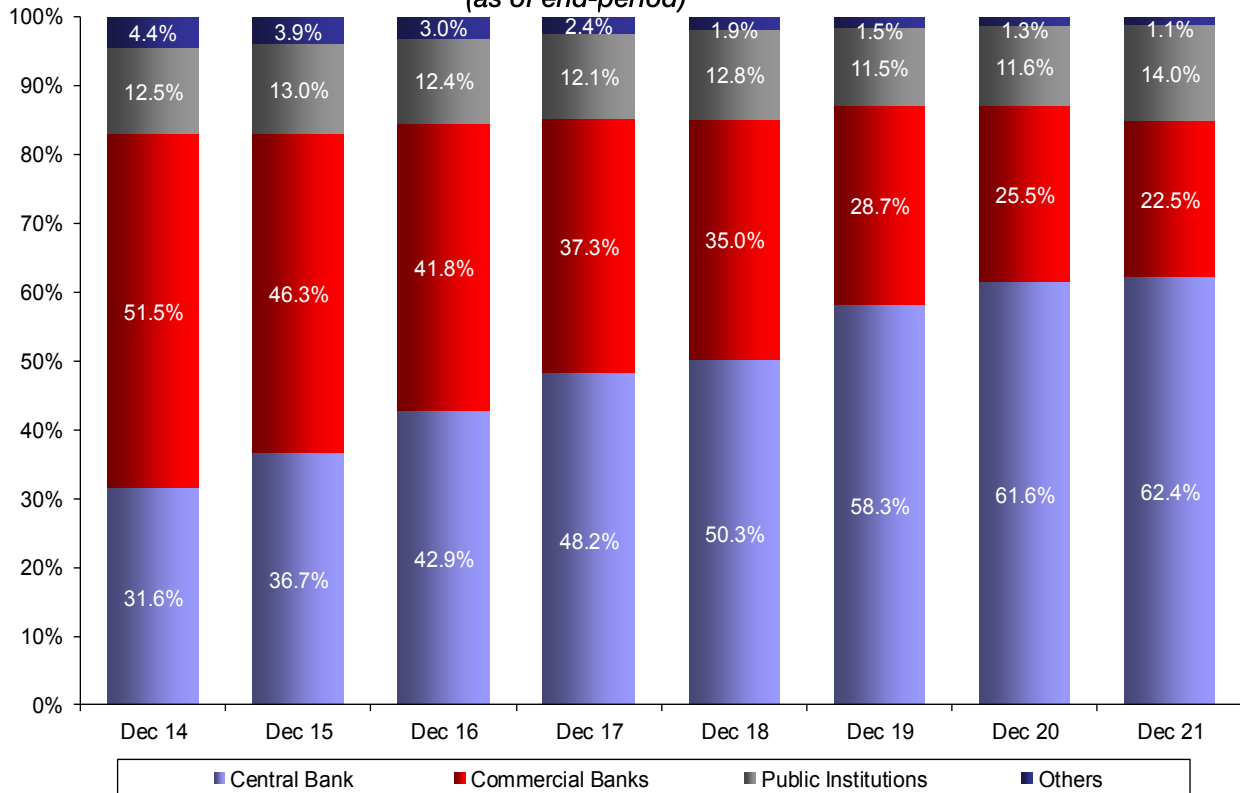
Source: MOF

Notes:

1- Only treasury bills with maturities less than 24 months are issued at a discount to their face value.

2- The 5 YR bonds figure includes LL 120 billion contractor bonds Jun 2017.

Outstanding Domestic T-bills and Bonds by Investor Type (as of end-period)



Source: MOF, BDL

Notes: Commercial Banks figures include the amounts of repurchase agreements.

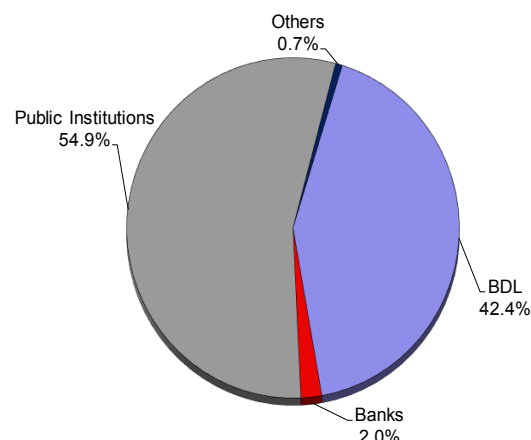
DOMESTIC CURRENCY DEBT DATA

T-Bills and Bonds Subscription Results— QIV 2021

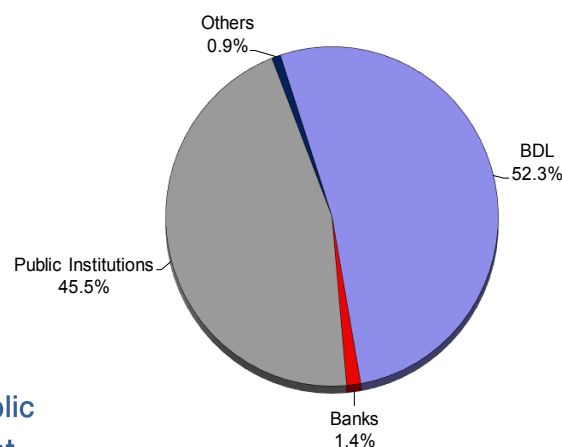
Weekly Issued Amounts

Date	Categories								
	Nominal Value - LBP Billions								
	3 Mn	6 Mn	12 Mn	2 Yr	3 Yr	5 Yr	7 Yr	10 Yr	Total
QI-2021	74	36	270	121	749	938	586	349	3,122
QII-2021	54	71	508	328	425	1,772	601	524	4,283
QIII-2021	39	80	208	797	430	1,112	341	269	3,276
07-10-21	-	34	-	-	200	-	146	-	380
14-10-21	26	-	18	-	-	68	-	-	111
21-10-21	-	1	-	0	-	-	-	69	70
28-10-21	8	-	200	-	-	108	-	-	316
04-11-21	-	16	-	-	300	-	266	-	582
11-11-21	17	-	11	-	-	52	-	-	80
18-11-21	-	38	-	200	-	-	-	39	278
25-11-21	21	-	13	-	-	157	-	-	191
02-12-21	-	14	-	-	300	-	114	-	428
09-12-21	80	-	65	-	-	63	-	-	207
16-12-21	-	114	-	9	-	-	-	-	123
23-12-21	-	-	-	166	-	30	-	-	197
30-12-21	-	-	-	-	200	-	46	-	246
Total QIV-2021	152	218	307	375	1,000	478	571	108	3,210
Grand Total	319	404	1,293	1,621	2,605	4,299	2,098	1,250	13,890

QIV 2021 Subscription Results by Holder



Year 2021 Subscription Results by Holder



In 2021 the largest subscriber in DX Treasury bills and bonds was BDL reaching 52.3 percent of the total subscriptions. Public Institutions share stood at 45.5 percent and the Banks share at 1.4 percent of total yearly subscriptions.

Domestic Treasury Bills & Bonds Auction Calendar QIV 2021

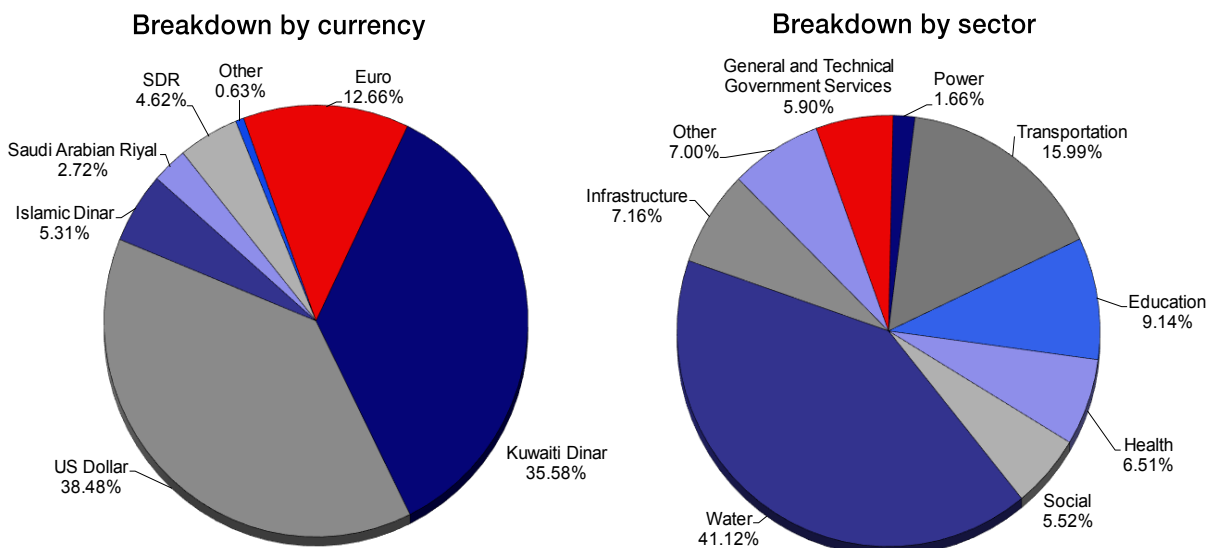
	October				November					September				
Auction Date	4	11	18	25	1	8	15	22	29	6	13	20	27	Frequency
Issue Date	7	14	21	28	4	11	18	25	02-Dec	9	16	23	30	
3 M		x		x		x		x		x				5
6 M	x		x		x		x		x		x			6
12 M		x		x		x		x		x				5
2 Y			x				x				x	x		4
3 Y	x				x				x				x	4
5 Y		x		x		x		x		x		x		6
7 Y	x				x				x				x	4
10 Y			x				x				x			3

*Auctions falling on holidays will be rescheduled accordingly.

Source: MOF

FOREIGN CURRENCY DEBT DATA

Bilateral and Multilateral Loans (as of end – 2021)



Source: MOF

The gross outstanding debt comprises less than 2.0% of loans in foreign currency amounting to LBP 3,005 billion, which is mostly for project financing.

Marketable Eurobonds end 2021

Lebanon Outstanding Eurobonds			
	Mat. Date dd/mm/yy	Outstanding Amount (in original cur)	Notes
US DOLLARS			
LEB 6.375	09/03/2020	1,200,000,000	Repayment suspended
LEB 5.8	14/04/2020	700,000,000	Repayment suspended
LEB 6.15	19/06/2020	600,000,000	Repayment suspended
LEB 8.25	12/04/2021	2,092,469,000	Repayment suspended
LEB 6.25	27/05/2022	500,000,000	
LEB 6.1	04/10/2022	1,540,000,000	
LEB 6	27/01/2023	1,100,000,000	
LEB 6.4	26/05/2023	500,000,000	
LEB 6.65	22/04/2024	700,000,000	
LEB 6.25	04/11/2024	538,467,000	
LEB 7	03/12/2024	250,000,000	
LEB 6.2	26/02/2025	800,000,000	
LEB 6.25	12/06/2025	800,000,000	
LEB 6.6	27/11/2026	1,600,000,000	
LEB 6.85	23/03/2027	1,250,000,000	
LEB 6.75	29/11/2027	1,000,000,000	
LEB 7	20/03/2028	1,700,000,000	
LEB 6.65	03/11/2028	893,197,000	
LEB 6.85	25/05/2029	1,000,000,000	
LEB 11.5	27/11/2029	1,500,000,000	
LEB 6.65	26/02/2030	1,400,000,000	
LEB 7	22/04/2031	300,000,000	
LEB 7.15	20/11/2031	2,500,000,000	
LEB 7	23/03/2032	1,000,000,000	
LEB 8.2	17/05/2033	1,500,000,000	
LEB 8.25	17/05/2034	1,500,000,000	
LEB 12	27/07/2035	1,500,000,000	
LEB 7.05	02/11/2035	600,000,000	
LEB 7.25	23/03/2037	750,000,000	

Source: MOF